


SATURN OBSERVING FORM

(B = -8 degrees)



Observer: _____

Location: _____

Date: _____

Start time: _____ UT End time: _____ UT

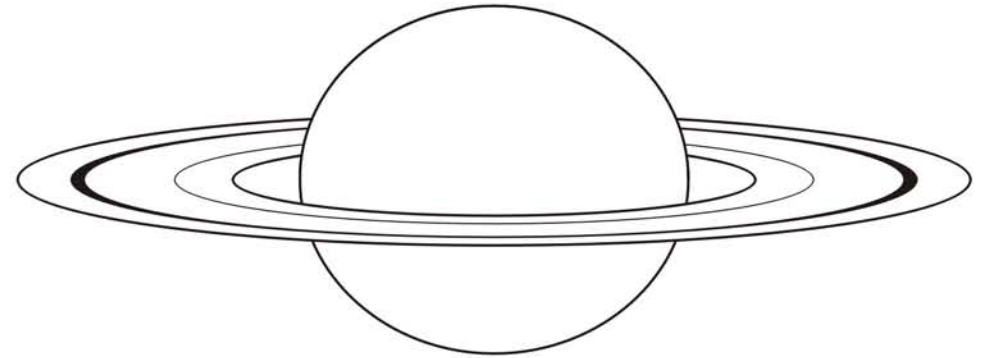
Conditions: _____

Seeing (I excellent, V poor): _____

Instrument: _____

Magnification: _____

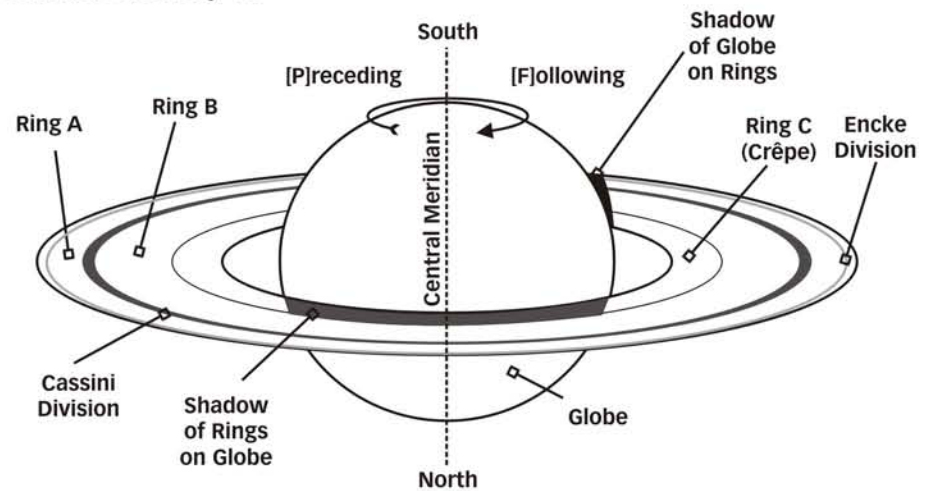
Comments: _____



Intensity estimates.

Mark regions on the planet with intensity estimates.

The brightest part of the planet, normally taken to be the brightest part of the B ring, is intensity 0. The darkest region of sky surrounding the planet is taken as intensity 10.



Print scale check 50mm